

How to Separate and Put Recyclables and Garbage Out

《指定袋》
家庭ごみ
Household garbage

●Prices

Large	(45 liters) 10 bags	500 yen
Medium	(30 liters) 10 bags	330 yen
Small	(20 liters) 10 bags	220 yen
Extra small	(10 liters) 10 bags	110 yen

《指定袋》
かん・びん
Cans and bottles

●Prices

25 Liters	Five bags	60 yen
-----------	-----------	--------

《指定袋》
ペットボトル
Plastic bottles

●Prices

Large	(45 liters) Five bags	100 yen
Small	(25 liters) Five bags	60 yen

《指定袋》
プラスチック
Plastic

●Prices

Large	(45 liters) Five bags	100 yen
Small	(25 liters) Five bags	60 yen

Each type of designated bag is available at supermarkets and convenience stores.

Collected twice a week
(Monday and Thursday or Tuesday and Friday)

Day of the week

Household Garbage Station

Every Wednesday

Recycling Station

Collected once a week
(Specified day of the week)

Day of the week

*If you do not know what day of the week to put out the garbage, please ask the following contacts.

Bulky garbage
Home relocation garbage

For chests of drawers, tables, beds, bicycles, vacuum cleaners, etc., please apply online or by phone.

○ Dedicated site for internet reception



○ Bulky Garbage Acceptance Center
☎513-3005



Door-to-door collection
(Advance registration required)

— Collected at Designated Locations —

Note: Garbage other than that from households (i.e., that from businesses and companies) cannot be collected.

Paper packs	●Paper cartons for beverages
Trays (also collected as plastic)	●Polystyrene foam food trays
Fluorescent tubes	●Circular fluorescent tubes ●Straight fluorescent tubes (No LED types are acceptable)
Mercury thermometers, mercury sphygmomanometers, and mercury temperature gauges	●Mercury thermometers ●Mercury sphygmomanometers ●Mercury temperature gauges
Batteries	●Mobile batteries ●Electronic cigarettes ●Rechargeable batteries ●Button cell batteries ●Dry cell batteries, etc.
Small metal items	●Pots ●Kettles ●Frying pans, etc.
Small electronic devices	●Smartphones ●Digital cameras ●Small electrical appliances, such as camcorders
Used cooking oil	●Used cooking oil
Used clothing	●T-shirts, denim, and other used clothing

Wastepaper

- Take out the garbage for the local group recycling in your area.
- Take them to the paper collection and storage facility at the nearest citizen's center
- Newspapers and inserts are also collected at your newspaper delivery agent.

.....



Newspapers, inserts, and flyers



Magazines and catalogues



Cardboard boxes



Miscellaneous paper

●Contact

Shinmoji Waste Management Center (For residents of Moji and Kokura Minami Wards) Tel.: 481-7053
 Hiagari Waste Management Center (For residents of Kokurakita and Tobata Wards) Tel.: 571-4481
 Kogasaki Waste Management Center (For residents of Wakamatsu, Yahatahigashi and Yahatanishi Wards) Tel.: 631-5337
Management Division, Environment Bureau Tel.: 582-2180
Resource Circulation Division, Environment Bureau Tel.: 582-2187
Facilities Management Division, Environment Bureau Tel.: 582-2184



Manners for Taking out Recyclables and Garbage


Put your recyclables or garbage into the specified bags and take them to the designated collection station **by 8:30 AM** on their respective collection days.

Household garbage

Garbage that fits into designated bags for household garbage, other than recyclables and oversized garbage

Kitchen garbage

- Food garbage
Drain off the water.
- Cooking oil
Solidify or soak up the oil with paper.



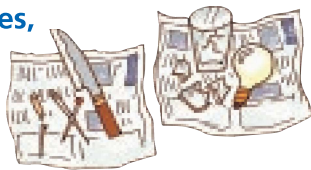
Rechargeable batteries and electronic cigarettes

Please throw them into the nearest collection box as it may cause ignition.



Ceramics, glass, blades, needles, etc.

Wrap them with appropriate paper, such as newspaper. Break bamboo skewers in two.



Spray cans, gas cans, and lighters

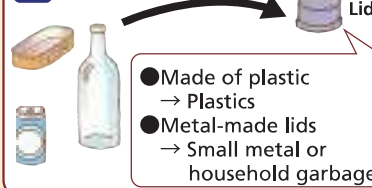
To prevent the risk of explosion and fire, make sure you use up the contents and do not puncture the items before putting them out.



《Recyclables》 Cans and bottles

Containers for soft drinks and other beverage and food products

1 Take off the lid.



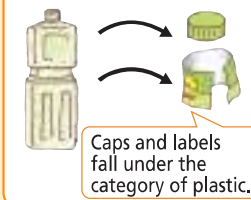
2 Rinse lightly with water.



《Recyclables》 Plastic bottles

Those for as soft drinks and soy sauce

1 Remove the cap and label.



2 Rinse lightly with water.



3 Crush the bottle.



Note: When disposing of cans/bottles and plastic bottles, please ensure they are separated into two distinct groups.



*Vehicles collecting plastic bottles and those collecting cans and bottles come separately.

《Recyclables》 Plastic

Items made entirely of plastic and small enough to fit within the dimensions of a specified bag (Standard: less than 50 cm in length per side)

Never put batteries or fuels as they may cause incidents, such as ignition.

Containers and packages

Food containers, such as egg cartons, tofu packages, bento containers, and pudding containers



Trays

Food trays, such as meat and fish trays, and partitioned trays, such as for confectionery and curry roux



Bags

Bags, such as plastic shopping bags, snack food and candy bags, and ramen packages



Wrapping and nets

Outer films for food, such as confectionery and cup-style noodles, wraps for fresh food, etc. and nets for fruits, etc.



Tubes*

Tubes for mayonnaise, ketchup, wasabi, and toothpaste



Plastic caps and lids

Lids of plastic bottles, spray cans, bottles, etc.



Food bottles*

Lids of plastic bottles, spray cans, bottles, etc.



Other bottles*

Cosmetic bottles, eye-drop containers, and detergent and shampoo bottles




Cushioning

Polystyrene foam and bubble wrap used for packaging electrical home appliances and other products



Kitchenware

Straws, spoons, etc.



Note: Items made of silicone should be disposed of as household garbage.

Bath and toiletry products

Washbasins, toothbrushes, etc.



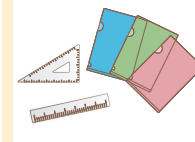
Storage goods, etc.

Buckets, hangers, etc.




Stationery, etc.

Rulers, clear files, etc.



Outdoor goods

Planters, watering cans, etc.



Be sure to remove the cap of any item marked with an asterisk (*). Otherwise, the item cannot be crushed easily.

Attention! Do not put in the following items!

Items containing materials other than plastic Items that are larger than 50 cm on a side and cannot fit in the designated bag



Home care waste

Dialysis bags, intravenous (IV) bags, tubes, catheters, and syringes used at home (contact a hospital for what to do with items that have needles, blood, or other body fluids on them).



Food garbage, disposable diapers, etc.



Hazardous waste

Rechargeable batteries
Spray cans
Batteries
Electronic cigarettes
Disposable lighters
Safety razor blades
Blades

